

## HYDAC INTERNATIONAL



### Handles SW 06–22

**Model code**  
(also order example)

SCHALTH.

AG

SW12

#### Designation

SCHALTH. = handle

#### Materials and type

- AG (01) = aluminium clamped handle, straight
- ZG (03) = zinc die-cast clamped handle, straight
- AK (02) = aluminium clamped handle, cranked
- ZK (04) = zinc die-cast bolt-on handle, cranked
- SK (06) = steel bolt-on handle, cranked
- SK (26) = steel bolt-on handle, cranked, long version (only SW 17)

#### Widths of control spindle square

SW 06  
SW 09  
SW 12  
SW 14  
SW 17  
SW 22

Other handles (shape, size, material) on request.

Description

Handles are designed to switch shut-off valves/ball valves.

Clamped handle

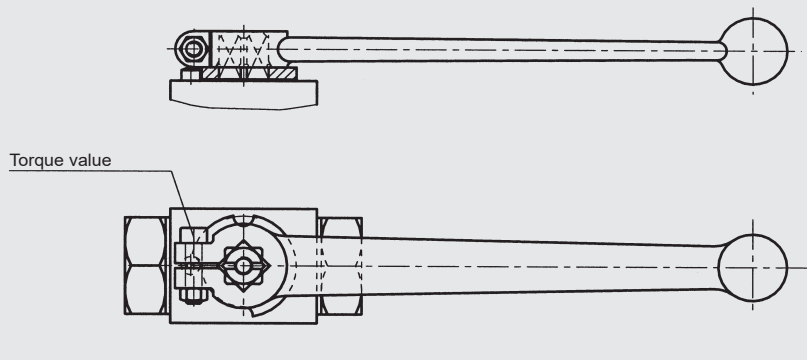
The handle is pushed onto the square end of the ball valve control spindle and is fixed with the screw at the side.

Bolt-on handle

The handle is pushed onto the ball valve control spindle and is fixed with a bolt from the top.

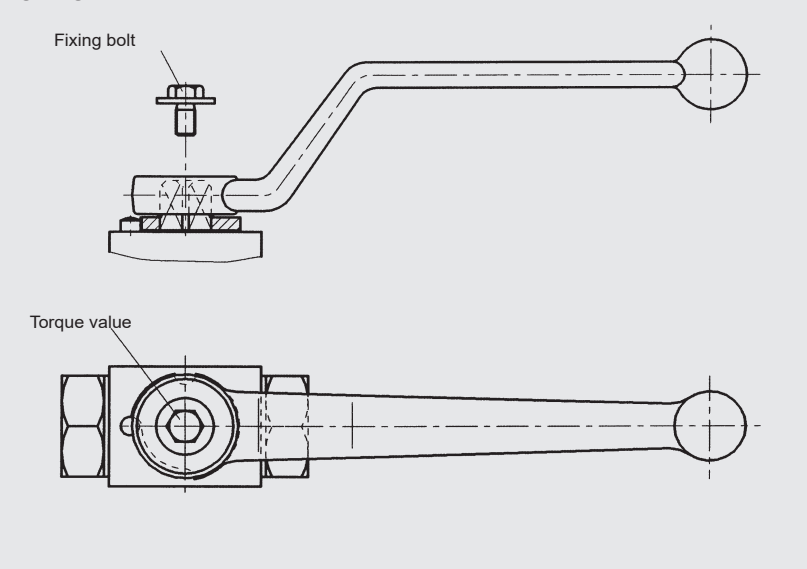
Both types of handle can be transposed by 45°.  
The fixing bolts for the bolt-on handles must be ordered separately.

CLAMPED HANDLE



	SW 09	SW 12	SW 14	SW 17	SW 22
Set-screw	M 5 x 20	M 5 x 20	M 6 x 30	M 6 x 30	M 8 x 40
Torque value	3 Nm	3 Nm	5 Nm	7 Nm	10 Nm

BOLT-ON HANDLE




	SW 06	SW 09	SW 12	SW 14	SW 17
Fixing bolt	M 3 x 6	M 5 x 10	M 5 x 12	M 6 x 10	M 8 x 16
Torque value	0.5 Nm	3 Nm	3 Nm	3 Nm	5 Nm

EN 5.5/5.7/10.19

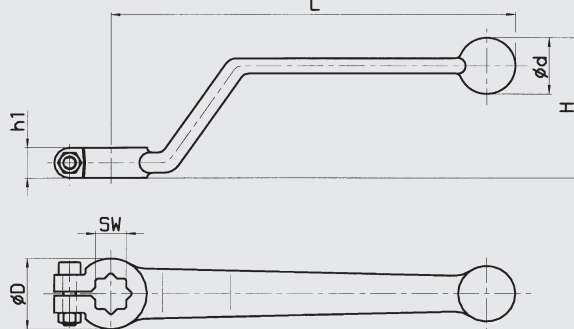
## Dimensions

### STRAIGHT HANDLE - CLAMPED HANDLE



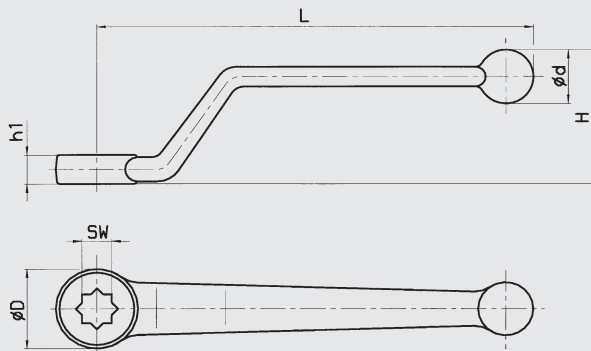
L	ØD	Ød	h1	SW	Type	Part number	Weight (kg)
150	22	15	10	09	ZG (03)	559419	0.090
150	25	20	11	09	AG (01)	270099	0.054
175	28.5	22	12	12	AG (01)	270100	0.073
200	32	24	12	14	AG (01)	270101	0.096
245	36	25	13	17	AG (01)	270311	0.132

### CRANKED HANDLE - CLAMPED HANDLE



L	H	ØD	Ød	h1	SW	Type	Part number	Weight (kg)
140	46	25	20	10	09	AK (02)	271423	0.054
163	50	28	22	12	12	AK (02)	270381	0.072
180	60	32	24	12	14	AK (02)	270382	0.097
232	60	36	26	14	17	AK (02)	270383	0.150
367	85	44	32	18	22	AK (02)	281604	0.29

### CRANKED HANDLE - BOLT-ON HANDLE



L	H	ØD	Ød	h1	SW	Type	Part number	Weight (kg)	Fixing bolt/washer part no.
76	27	16	12	6	06	ZK (04)	554893	0.030	6060920
108	28	22	10	9.5	09	ZK (04)	556352	0.053	6047759
169	59	31	18	12.5	12	SK (06)	275036	0.28	6047760
169	59	31	18	12.5	14	SK (06)	282976	0.275	6047761
228	80	34	20	14	17	SK (06)	273662	0.342	6047762
306	81	35	22	16	17	SK (26)	561681	0.591	6047762

## Technical specifications

### Material:

Aluminium - red anodised  
Zinc die-casting - blue zinc-plated  
Steel handle - blue zinc-plated

### Sizes

SW 06, SW 09, SW 12, SW 14,  
SW 17, SW 22

### NOTE

The information in this brochure relates to the operating conditions and applications described. For applications and operating conditions not described, please contact the relevant technical department.

The operator is always responsible for determining the product suitability for the specific application. Quantified values for product characteristics are average values for a new product that undergo a time deterioration process.

Subject to technical modifications and errors.

--	--	--	--

EN 5.515.7/10.19